

# EURAM: ACTIVITIES AND CONFERENCE REARRANGEMENTS DURING COVID-19 PANDEMIC 2nd round

Results of the 2nd member survey, 6 September, 2020

Miia Martinsuo and Nicola Pellegrino

# Survey background and purpose

---

- **Background**
  - Pandemic situation in Europe: traveling will not be possible for the intended EURAM conference in December.
  - EURAM ExCom decision to go for a virtual conference in August
  - Need for information on members' expectations toward a virtual event
- **Purpose: to collect information on**
  - the national, institutional and personal issues affecting our members' participation in the December conference
  - our members' expectations towards a virtual conference
- **Implementation**
  - SurveyMonkey survey
  - Open 21 – 31 August

## Invitations ?

- 2,284 opened (56.0%)
- 1,777 unopened (43.6%)
- 7 bounced (0.2%)

928 clicked through (22.8%) ?

7 opted out (0.2%) ?

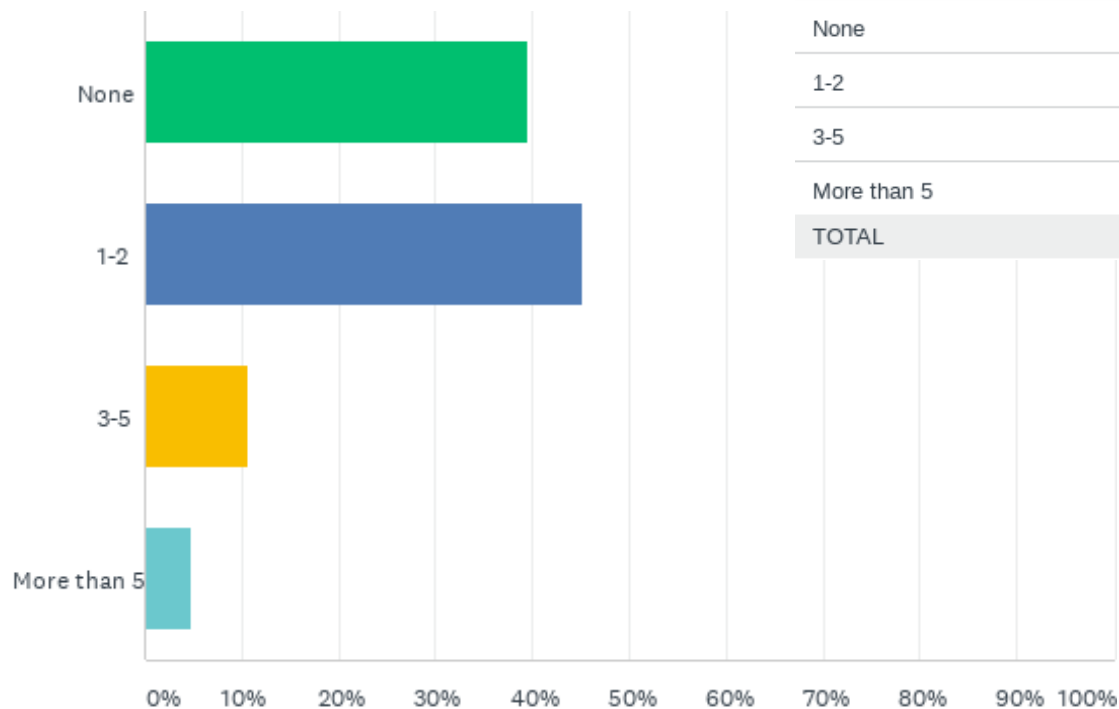


## Responses ?

- 527 complete (100%)
- 0 partial (0%)

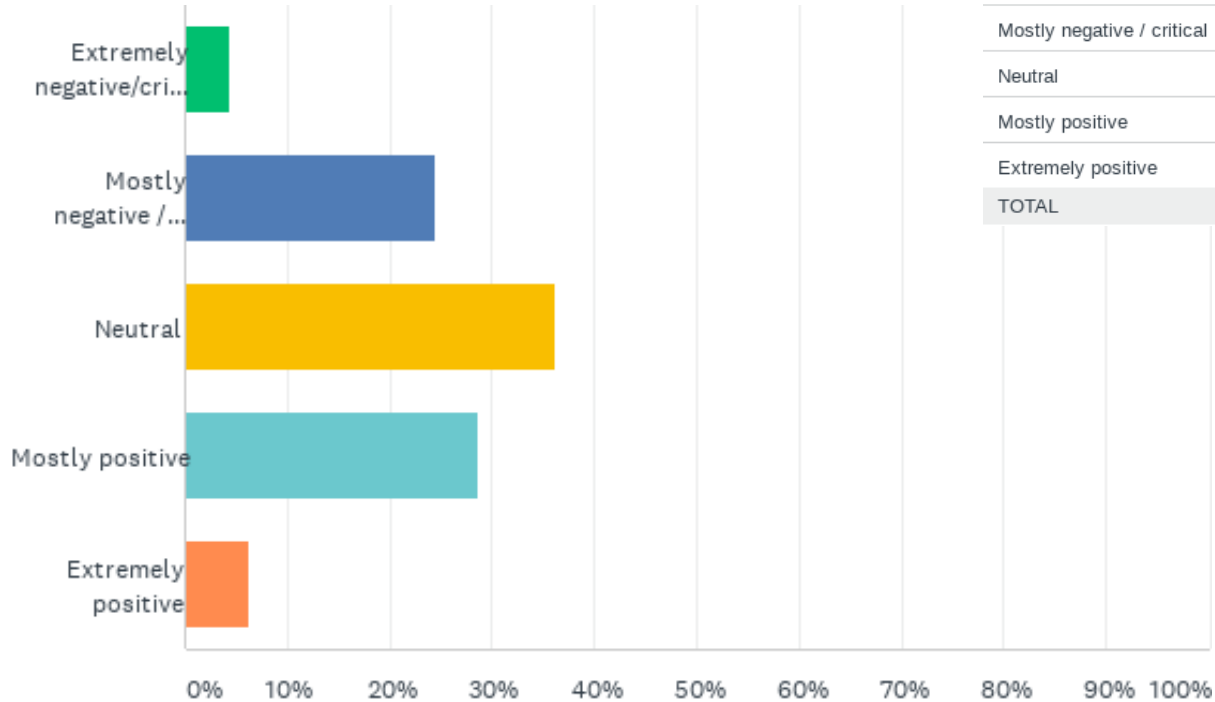


# Q1: How many virtual conferences (events outside your home institution with over 100 participants) have you attended during this year?



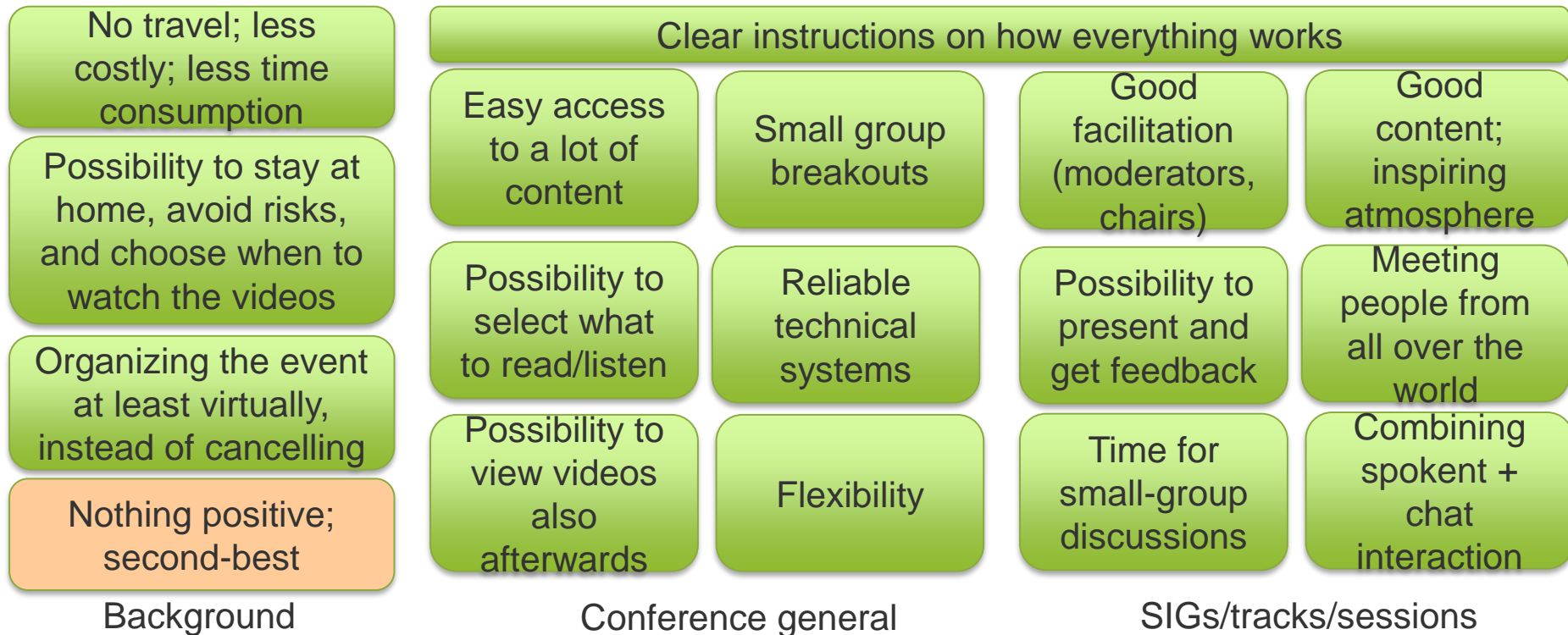
ANSWER CHOICES	RESPONSES
None	39.47% 208
1-2	45.16% 238
3-5	10.63% 56
More than 5	4.74% 25
TOTAL	527

## Q2: What is your general attitude about virtual conferences?



ANSWER CHOICES	RESPONSES
Extremely negative/critical	4.36% 23
Mostly negative / critical	24.48% 129
Neutral	36.24% 191
Mostly positive	28.65% 151
Extremely positive	6.26% 33
TOTAL	527

**Q3: Please describe in your own words what made the virtual conference experience positive (can deal with content, arrangements, communication...).** 306 responses



**Q4: Please describe in your own words what made the virtual conference experience negative (can deal with content, arrangements, communication...).** 311 responses

Technical problems;  
network issues;  
frustration

Too complex guidelines;  
awkward entry to the system

Energy level / digital fatigue:  
virtual meetings are exhausting

Too fast, too much content, too high information density, no breaks/relaxation

Timezones make global interaction difficult

Lack of concentration (people doing other work simultaneously)

Death by powerpoint / just listening; boring presentations

No feedback (particularly in an asynchronous event)

Difficult to separate work from family time

The fun parts of conferences missing (e.g. drinks)

Passiveness of participants

No interaction, socialization, engagement, networking  
No personal presence and spontaneity

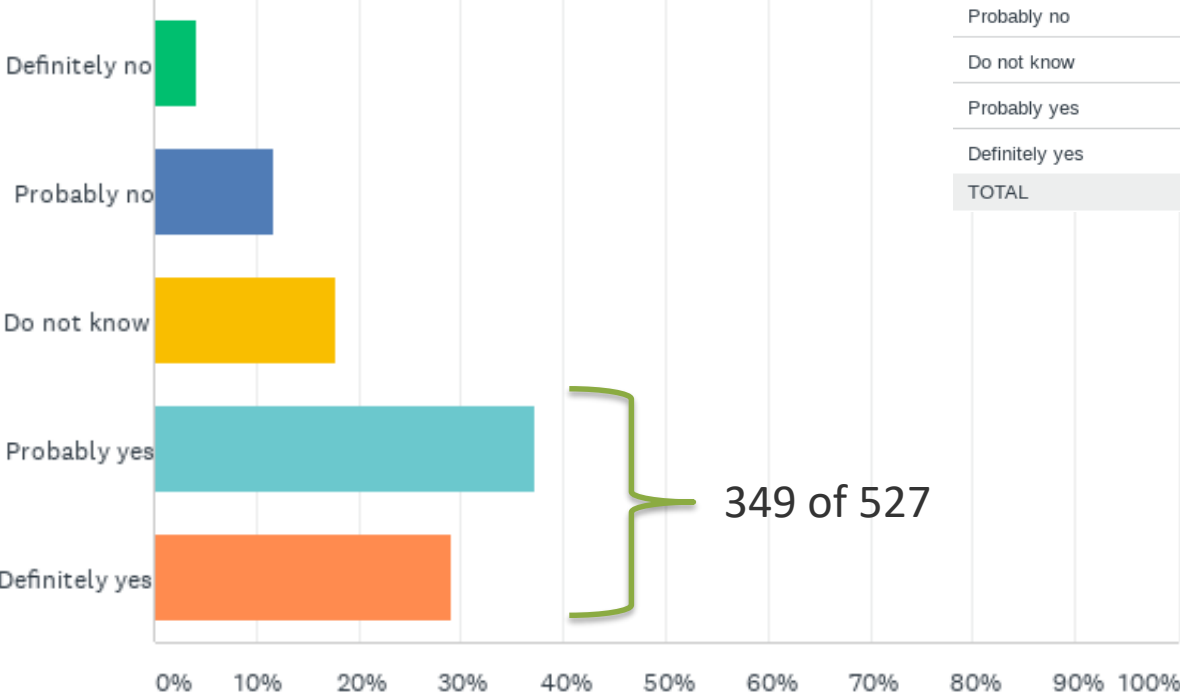
Nothing; the experience was positive

Enthusiasm is difficult to reach and share

Background and conference general

SIGs/tracks/sessions

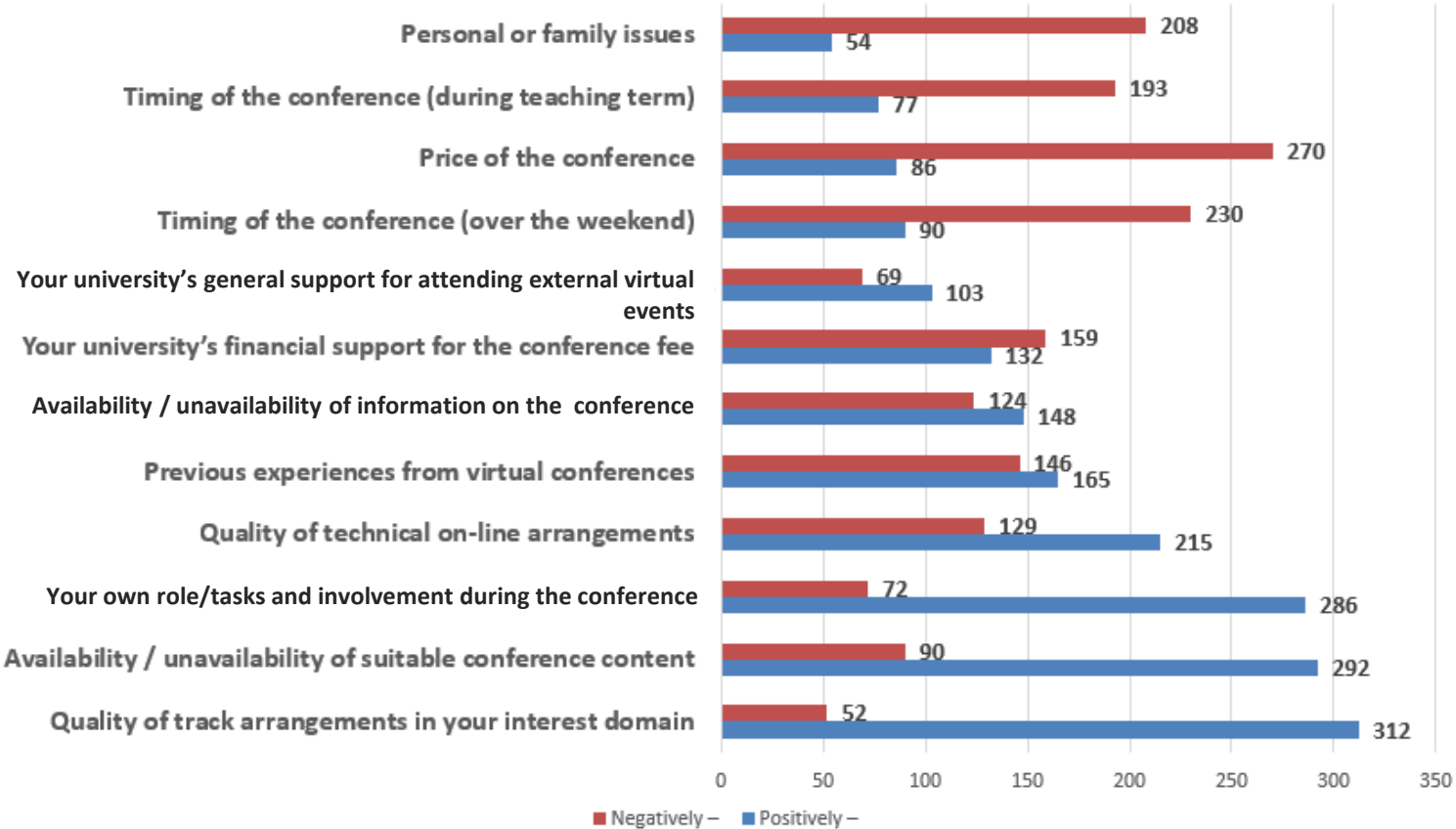
# Q5: Do you plan to attend the virtual, on-line EURAM conference 4-6 December (over the weekend)?



ANSWER CHOICES	RESPONSES
Definitely no	4.17% 22
Probably no	11.76% 62
Do not know	17.84% 94
Probably yes	37.19% 196
Definitely yes	29.03% 153
TOTAL	527



**Q6: Which factors will affect your decision to attend the virtual, on-line conference? Select the most important 3 that will influence positively, and 3 that will influence negatively**



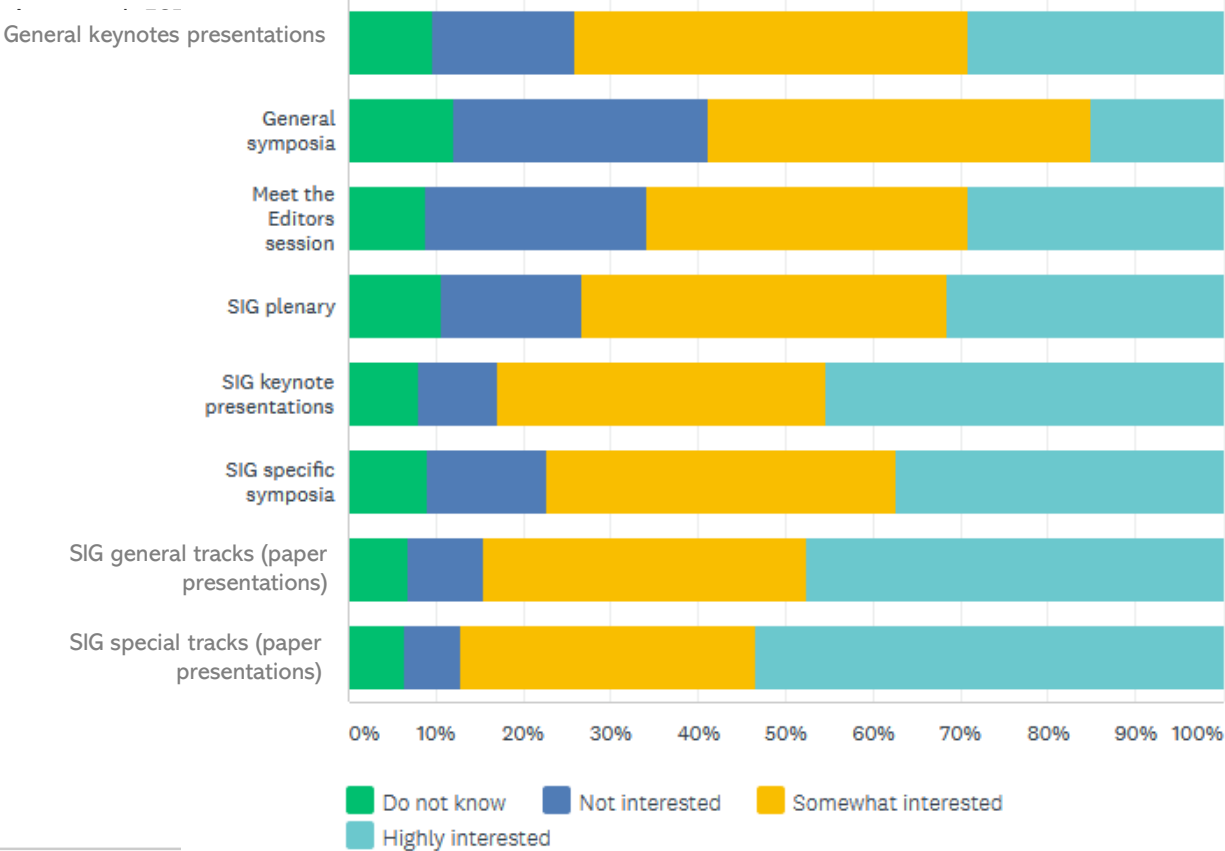
**N=527**

## Q7: What kinds of pre-conference activities would you like to attend before the 4-6 December main conference?

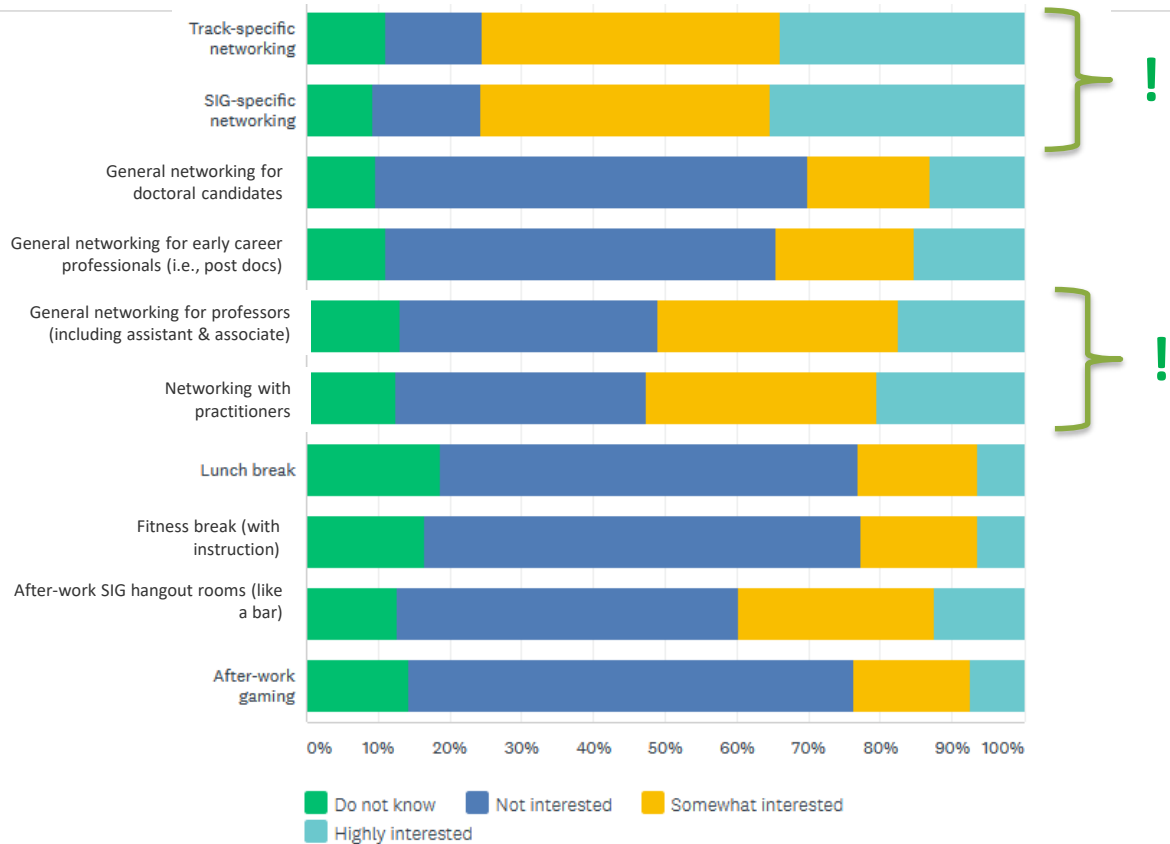
---

- None / do not know /not sure / no expectations for pre-conference activities **310**
- **Info session(s) on the forthcoming conference 41**
  - Opening / welcome video
  - Guidance of how everything will work in the conference platform
  - Test of the technicalities
  - Access to materials and conference content
- **Networking 70**
  - Discussions / any social activities / breakout sessions / informal / "reunions" /
  - SIG meetings / track meetings / "meet the people in my domain" / preparations
  - Country / area specific meetings
- **Workshops / paper development workshops 68**
  - Research methods
  - Topic specific sessions / symposia
  - Professional development
  - Labs / training
- **Keynotes / plenaries 12**
- **Doctoral workshop/colloquium 7**
- **Meet the editors 8**
- **Other, e.g.**
  - Governance meetings (board, excom, presidential etc.)
  - Local face to face
  - Experience Ireland

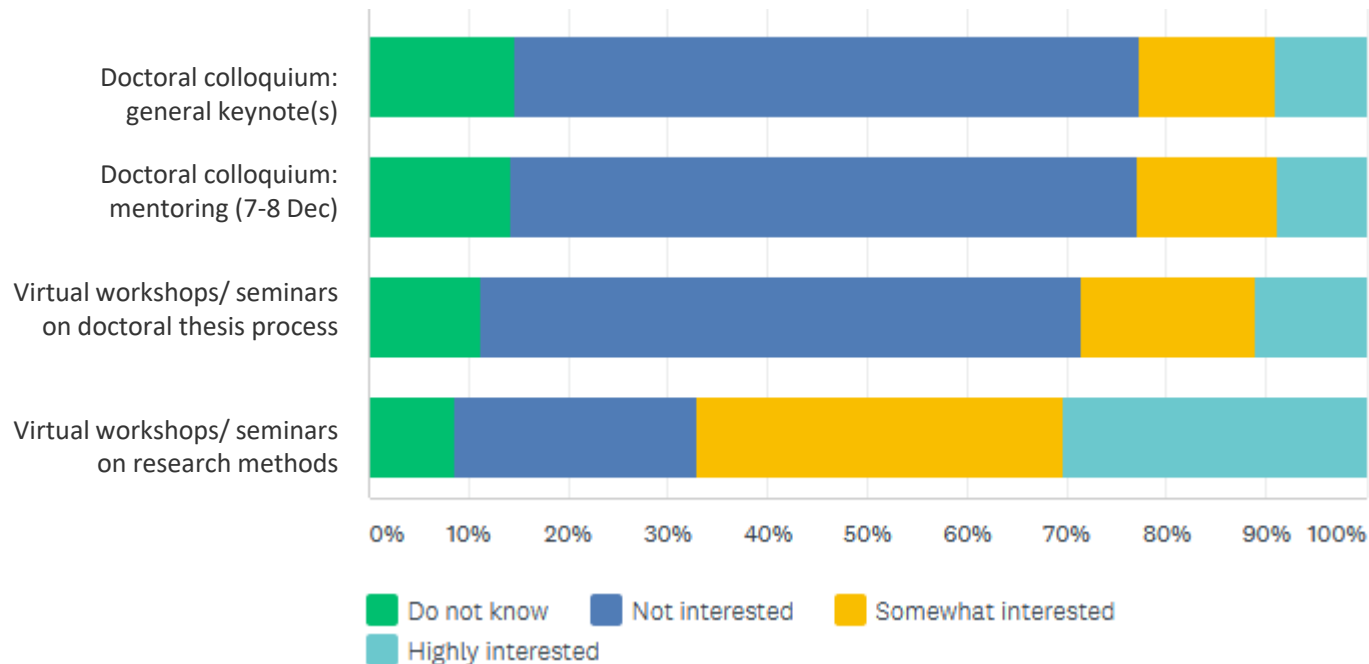
# Q8: Which official activities would you like to attend in a virtual on-line conference? SIG = strategic interest group.



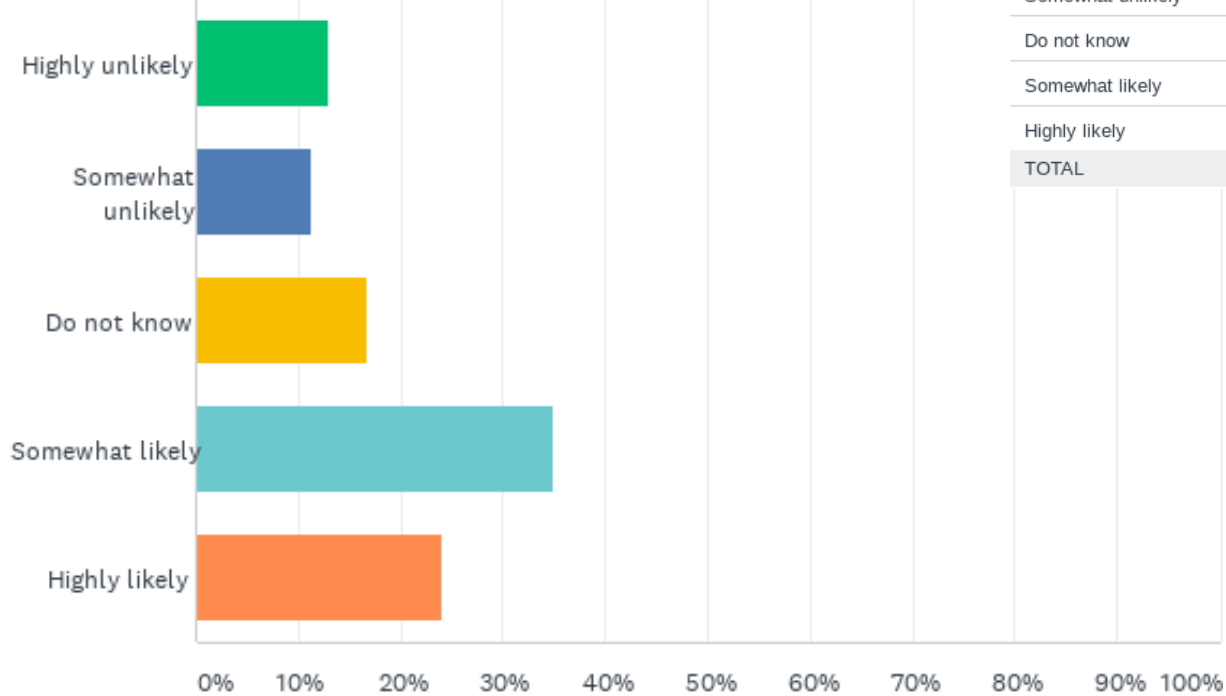
# Q9: What kinds of unofficial networking activities do you want to participate in a virtual on-line conference? SIG = strategic interest group.



## Q10: What kinds of post-conference activities would you like to attend after the 4-6 December main conference?



# Q11: How likely is it for you to use recorded conference presentations after the conference, if they are made available to participants for some weeks?



ANSWER CHOICES	RESPONSES
Highly unlikely	12.90% 68
Somewhat unlikely	11.39% 60
Do not know	16.70% 88
Somewhat likely	34.91% 184
Highly likely	24.10% 127
TOTAL	527

## **Q12: If you have other ideas and comments concerning the possible rearrangements for EURAM 2020 conference and other activities during this year, please write them below.**

---

### **Concerns**

- Availability of funding for conferences / fee
- Time zones
- Timing: weekend in teaching term
- Online will not match the face-to-face
- Loss of members / participants who really hate online events and will not participate
- Doctoral candidates / junior scholars really need an interactive conference experience and support in their academic development – can we offer that
- General atmosphere due to COVID-19, country-specific restrictions, work load etc. (this can be sensed in the answers)

### **Ideas**

- Research maps to sigs and tracks – cluster analysis
- Live presentations vs. recorded (not unanimous)
- Make it easy to attend
- Scale down / cancel / allow moving a paper to next year
- Diploma for participation
- How can the event be made memorable in a positive way
- Scale of each session is of importance (smaller are better)
- Feedback from papers is crucial; interaction, discussion, well facilitated

# Q13: Your country of residence from where you would participate in the conference (dropdown menu, choose one)

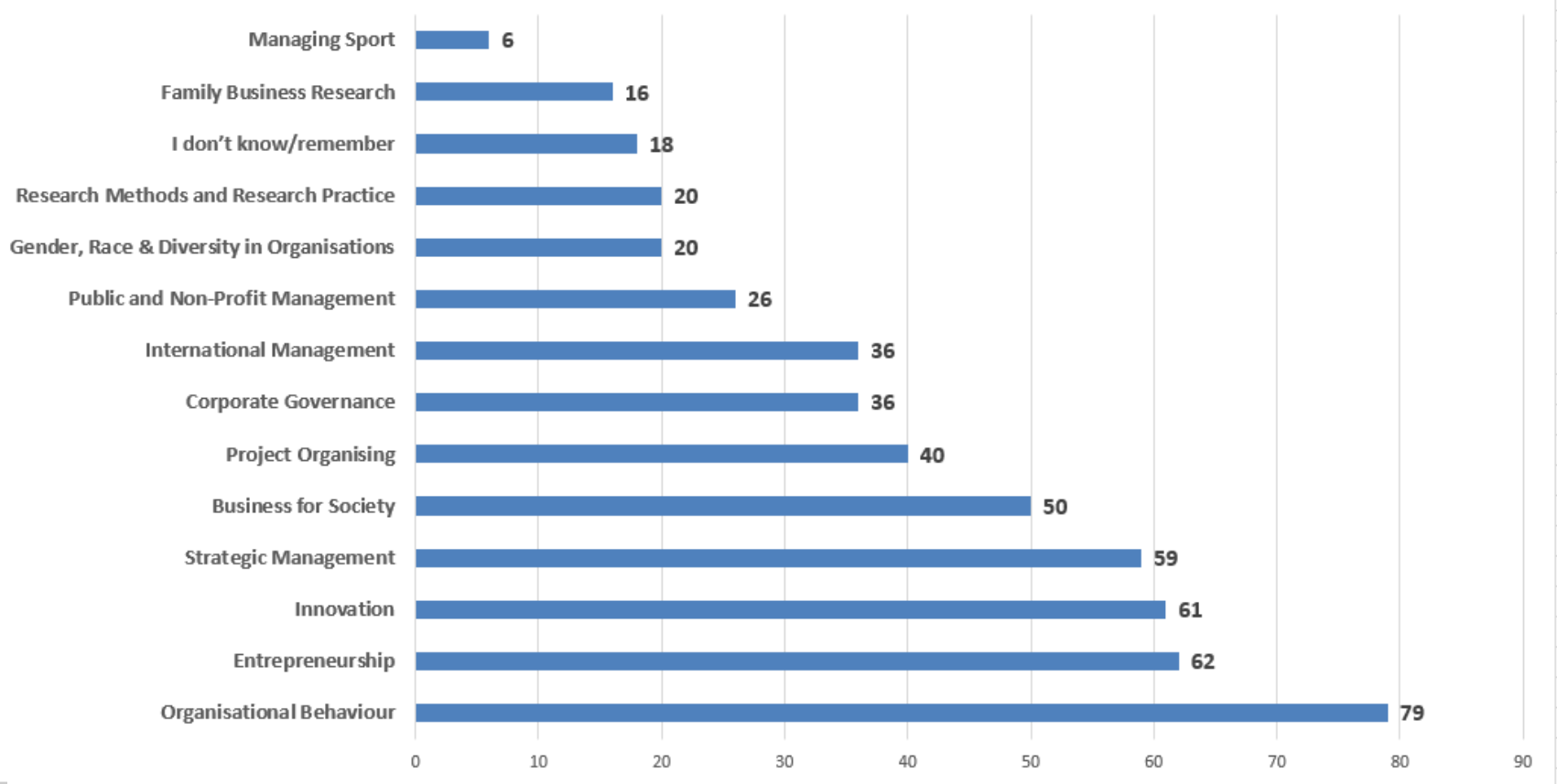
ANSWER CHOICES	RESPONSES		RESPONSES
▼ Italy	12.14%	▼ Greece	1.71%
▼ Germany	9.49%	▼ Switzerland	1.71%
▼ UK	8.73%	▼ Belgium	1.33%
▼ France	8.54%	▼ India	1.33%
▼ Spain	5.50%	▼ Denmark	1.14%
▼ USA	4.93%	▼ Norway	1.14%
▼ Netherlands	4.17%	▼ Israel	0.95%
▼ Poland	3.04%	▼ Turkey	0.95%
▼ Canada	2.85%	▼ Lithuania	0.76%
▼ Ireland	2.85%	▼ Taiwan Region	0.76%
▼ Sweden	2.85%	▼ Hungary	0.57%
▼ Portugal	2.66%	▼ Japan	0.57%
▼ Finland	2.47%	▼ Mexico	0.57%
▼ Other	Responses 2.47%	▼ New Zealand	0.57%
▼ Australia	2.28%	▼ Pakistan	0.57%
▼ China	2.09%	▼ Russia	0.57%
▼ Austria	1.90%	▼ Czech Republic	0.38%
▼ Brazil	1.71%	▼ Lebanon	0.38%



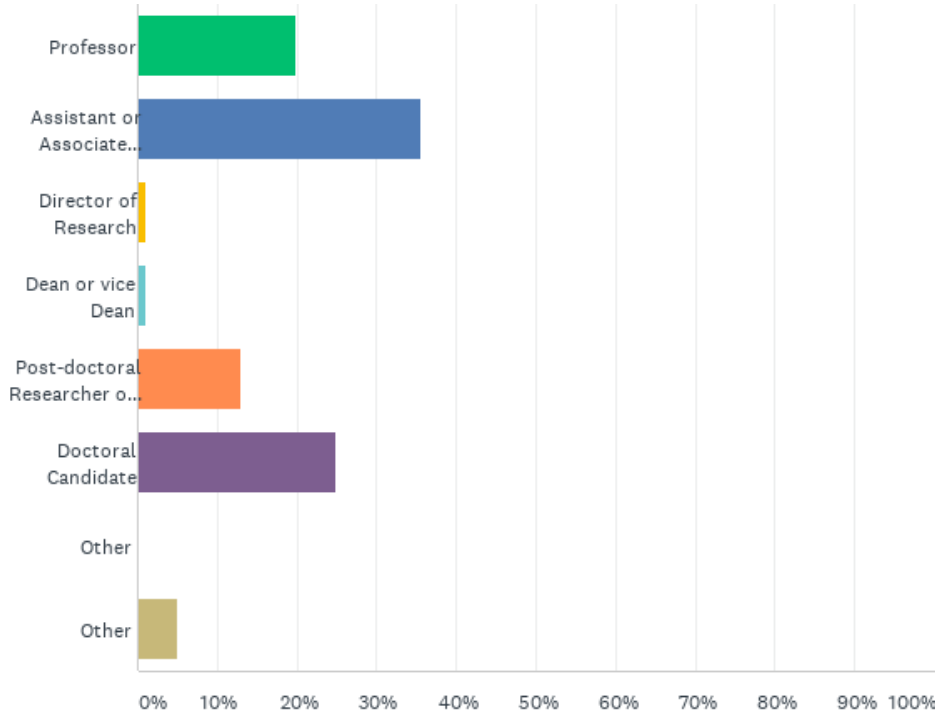
## Q13: Your country of residence from where you would participate in the conference (dropdown menu, choose one)

▼ Romania	0.38%
▼ Singapore	0.38%
▼ Slovenia	0.38%
▼ South Africa	0.38%
▼ Croatia	0.19%
▼ Cyprus	0.19%
▼ Estonia	0.19%
▼ Hong Kong	0.19%
▼ Iceland	0.19%
▼ Kenya	0.19%
▼ Luxembourg	0.19%
▼ Malaysia	0.19%
▼ Morocco	0.19%
▼ United Arab Emirates	0.19%

## Q14: Your primary SIG (strategic interest group) (dropdown menu, choose one):

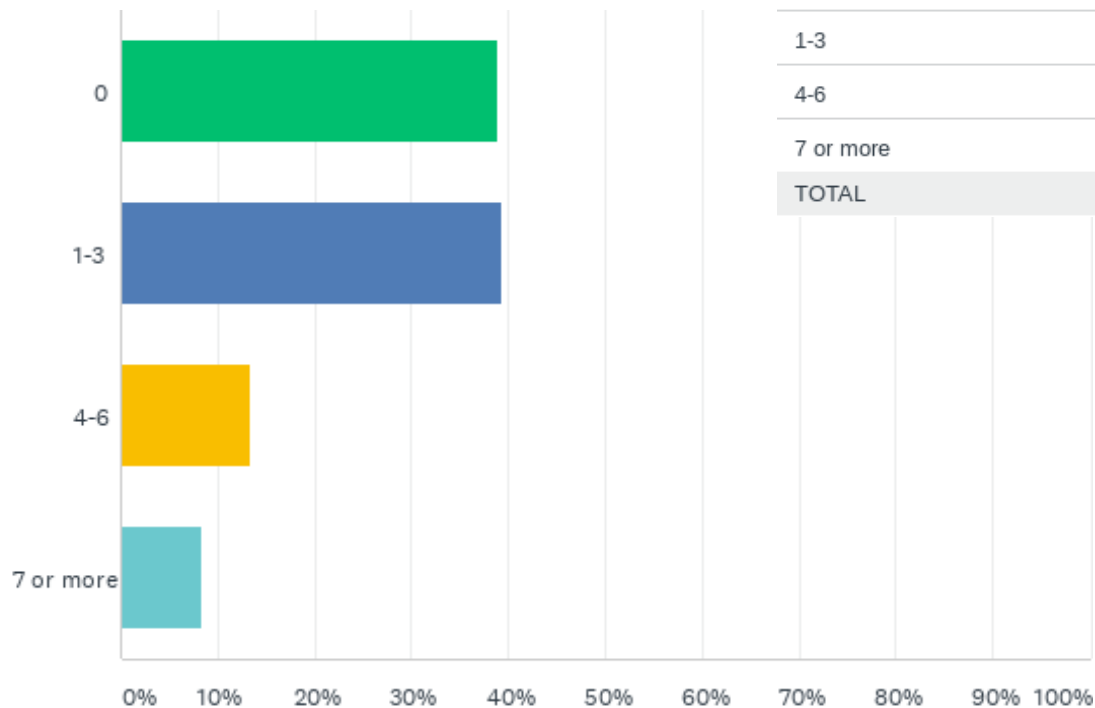


# Q15: Your job position (dropdown menu, choose one):



ANSWER CHOICES	RESPONSES	
Professor	19.92%	105
Assistant or Associate Professor	35.48%	187
Director of Research	0.95%	5
Dean or vice Dean	0.95%	5
Post-doctoral Researcher or Lecturer	12.90%	68
Doctoral Candidate	24.86%	131
Other	0.00%	0
Other	4.93%	26
<b>TOTAL</b>		<b>527</b>

## Q16: How many times have you participated in EURAM conferences before:



ANSWER CHOICES	RESPONSES
0	38.90% 205
1-3	39.28% 207
4-6	13.47% 71
7 or more	8.35% 44
TOTAL	527